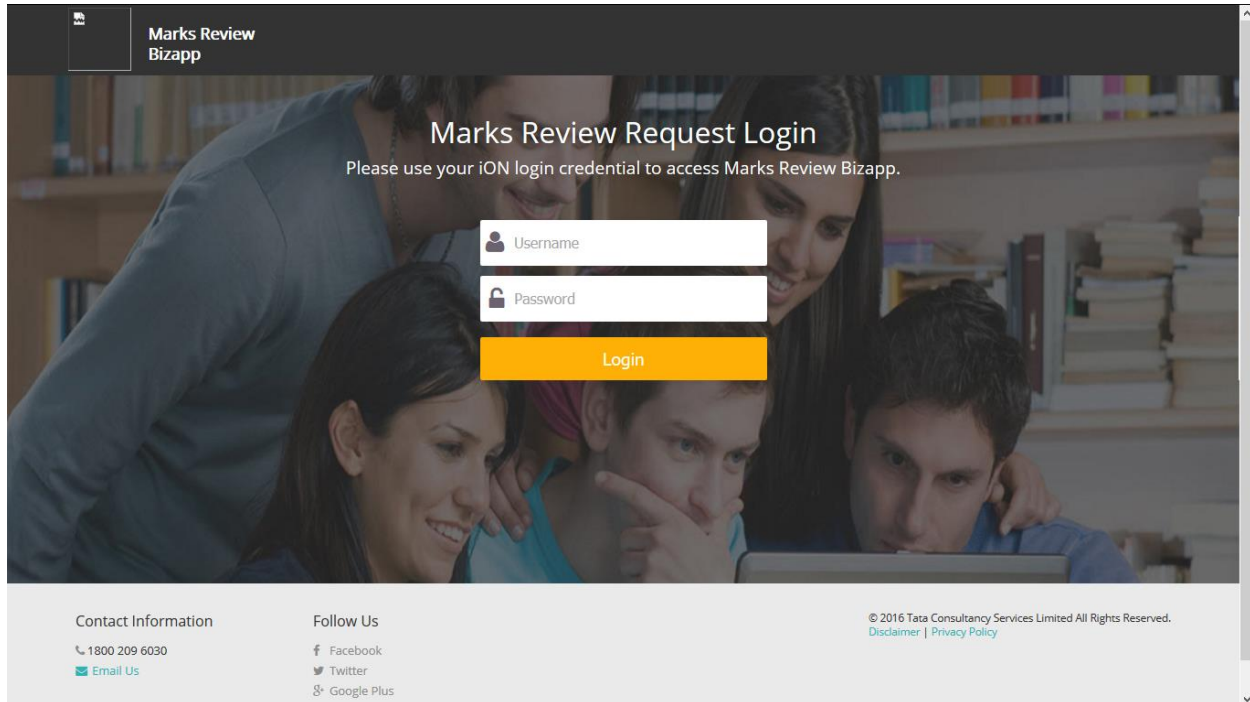


RV BizApp User Manual (KNU)

URL: <https://www.digialm.com/EForms/configuredHtml/1697/59146/login.html>

Once enter URL, below screen will be display.



Marks Review Bizapp

Marks Review Request Login

Please use your iON login credential to access Marks Review Bizapp.

Username

Password

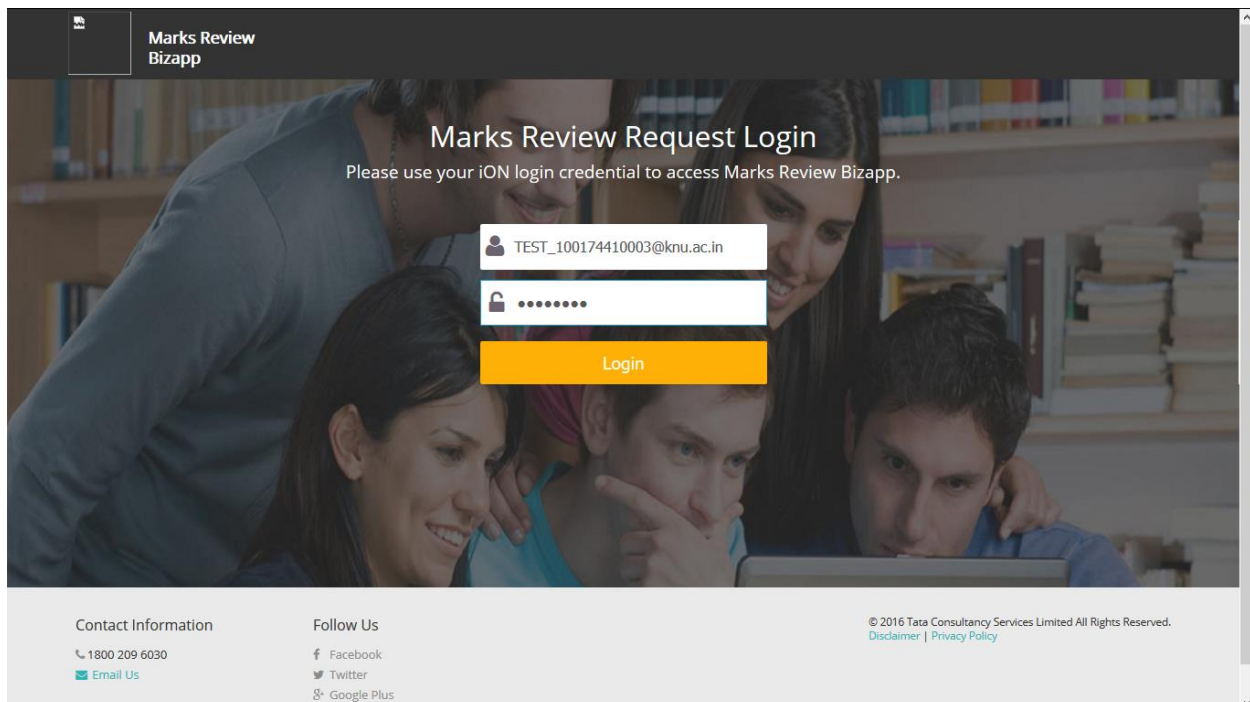
Login

Contact Information
1800 209 6030
Email Us

Follow Us
Facebook
Twitter
Google Plus

© 2016 Tata Consultancy Services Limited All Rights Reserved.
Disclaimer | Privacy Policy

Step 1: Enter the Login id and Password. Eg: TEST_100173310004@knu.ac.in, Password: [Aa@11111](#)



Marks Review Bizapp

Marks Review Request Login

Please use your iON login credential to access Marks Review Bizapp.

TEST_100174410003@knu.ac.in

.....

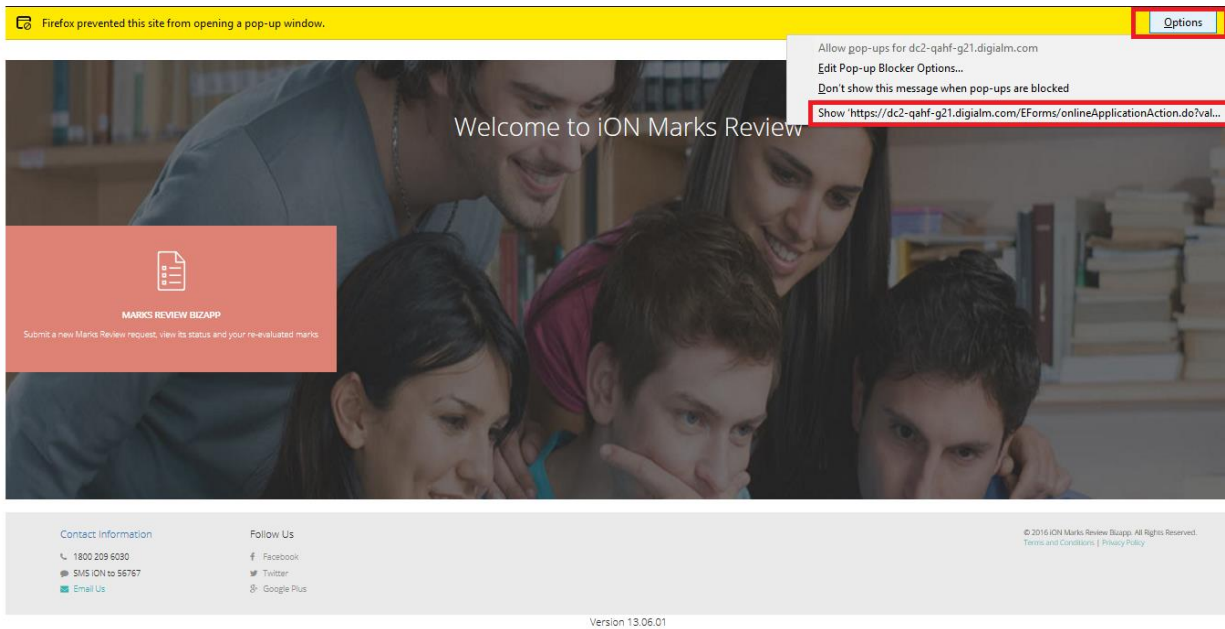
Login

Contact Information
1800 209 6030
Email Us

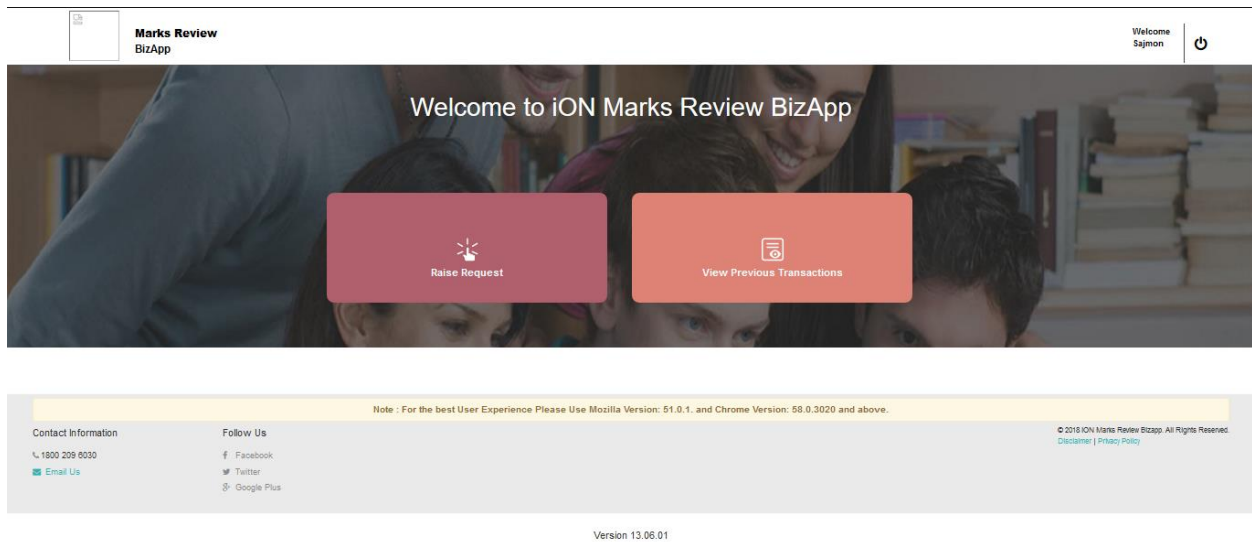
Follow Us
Facebook
Twitter
Google Plus

© 2016 Tata Consultancy Services Limited All Rights Reserved.
Disclaimer | Privacy Policy

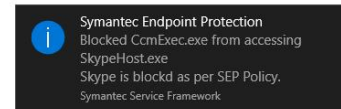
Step 2: After login, Student can able to view the below screen (Optional if Pop Up gets block)

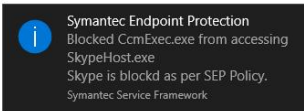
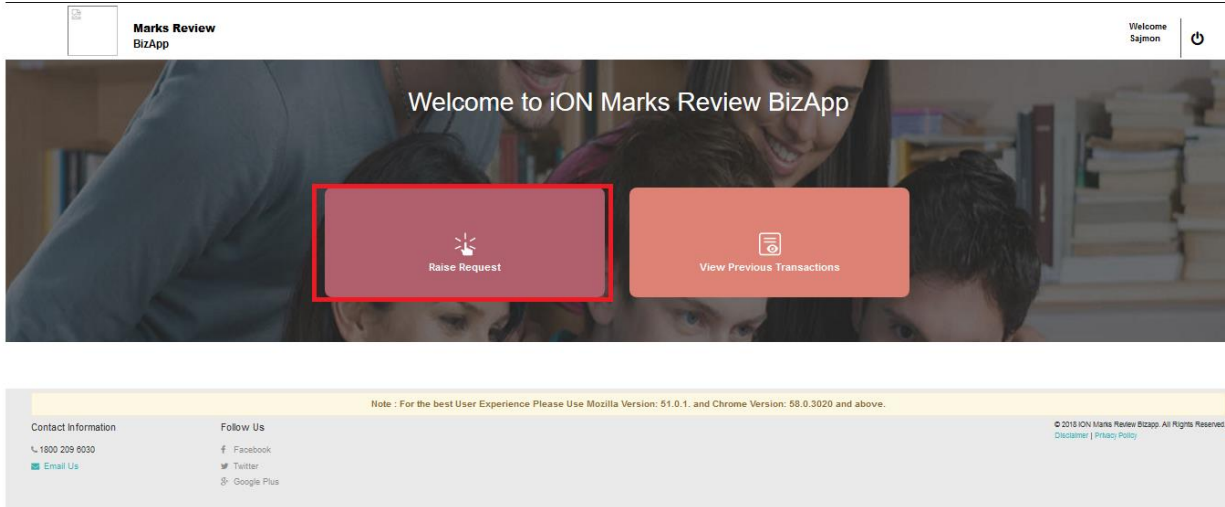


Click "option" on top right corner in the above screen and select marked link. Student will get the request screen.

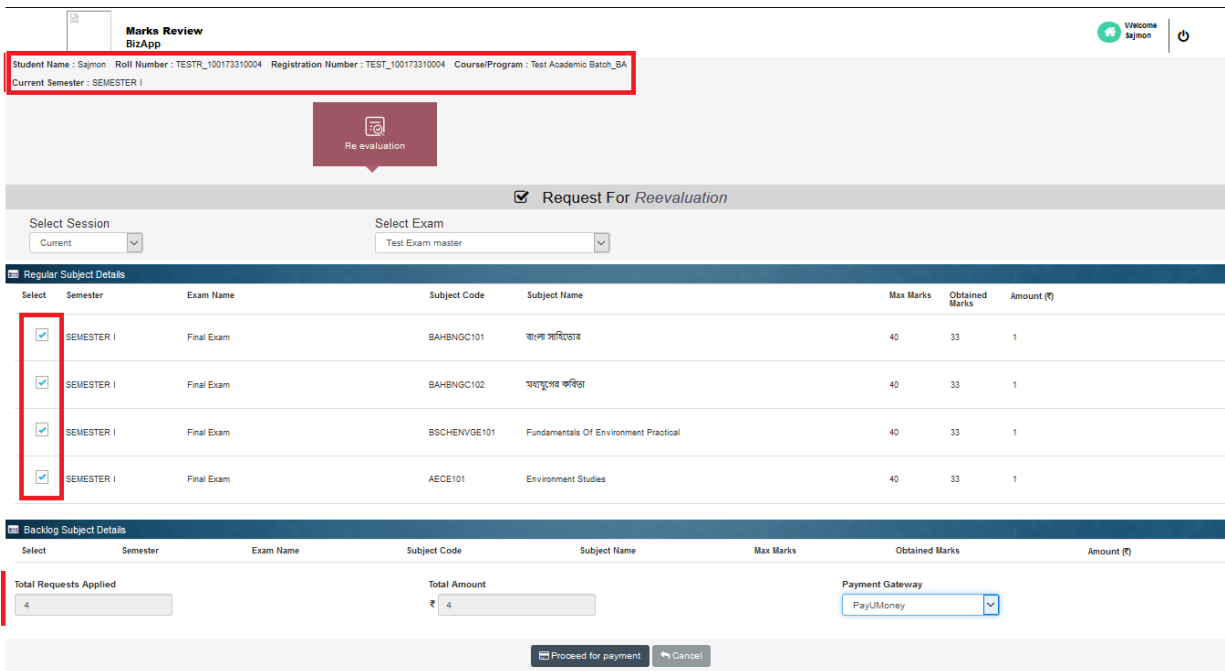


Step 3: Click the "Raise Request".





Step 4: Basic student details like Student Name, Registration number, Roll number, Course/Program and semester along with subjects, Student have to select the subjects where he want to apply reevaluation.



Step 5: Verify the Subject count and amount as per selectable subjects then select the “PayUMoney” in Payment gateway Dropdown and Click the “Proceed for Payment” button. Student can able to get the payment page.

The screenshot shows the 'Marks Review BizApp' interface. At the top, it displays student information: Student Name: Sajmon, Roll Number: TESTPL_100173310004, Registration Number: TEST_100173310004, and Course/Program: Test Academic Batch_BA. The current semester is SEMESTER I. A 'Re evaluation' button is visible. Below this, there is a 'Request For Reevaluation' section with a checked checkbox. The 'Select Exam' dropdown is set to 'Test Exam master'. The 'Regular Subject Details' table lists four subjects, each with a checked checkbox and an amount of ₹1. The 'Backlog Subject Details' section shows a 'Total Requests Applied' of 4, a 'Total Amount' of ₹4, and a 'Payment Gateway' dropdown set to 'PayUMoney'. A 'Proceed for payment' button is highlighted.

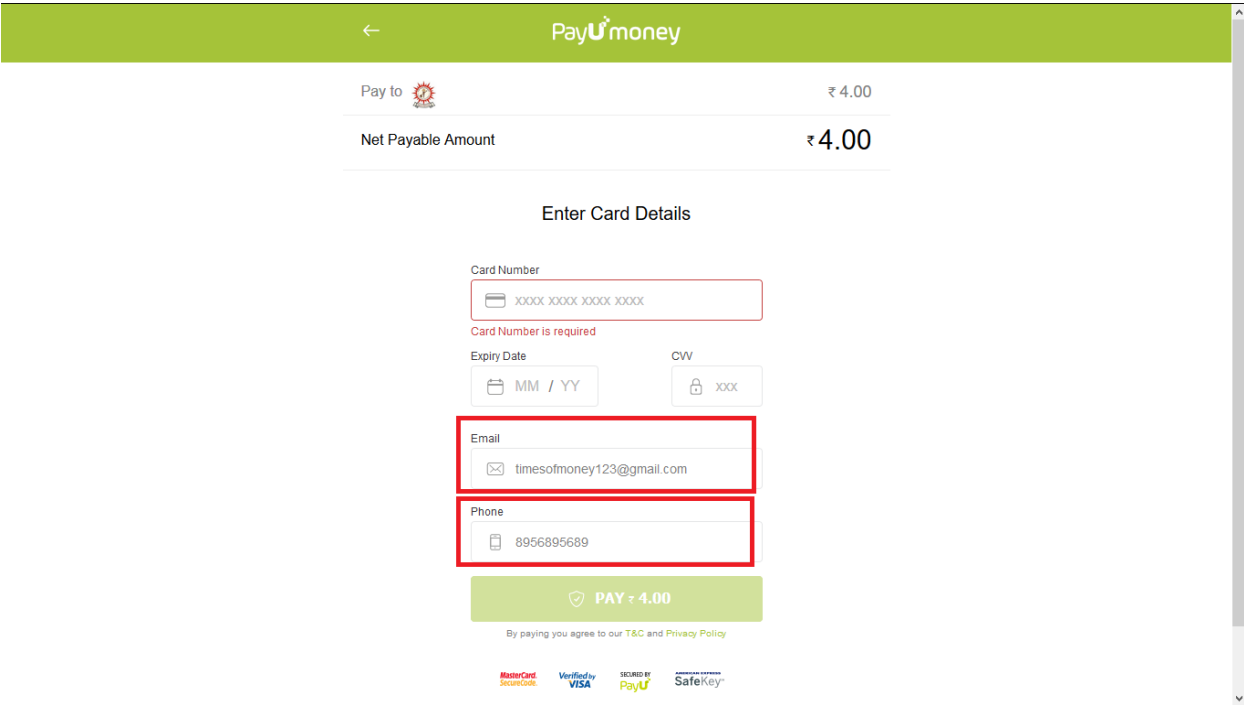
Select	Semester	Exam Name	Subject Code	Subject Name	Max Marks	Obtained Marks	Amount (₹)
<input checked="" type="checkbox"/>	SEMESTER I	Final Exam	BAHBNGC101	বাংলা সাহিত্যের	40	33	1
<input checked="" type="checkbox"/>	SEMESTER I	Final Exam	BAHBNGC102	অধ্যয়নের কবিতা	40	33	1
<input checked="" type="checkbox"/>	SEMESTER I	Final Exam	BSCHENVGE101	Fundamentals Of Environment Practical	40	33	1
<input checked="" type="checkbox"/>	SEMESTER I	Final Exam	AECE101	Environment Studies	40	33	1

Select	Semester	Exam Name	Subject Code	Subject Name	Max Marks	Obtained Marks	Amount (₹)
Total Requests Applied							
			Total Amount				
			₹ 4				
Payment Gateway							
PayUMoney							

Step 6: There are 3 way to do the payment. (i) Using PayUMoney account, (ii). Using Debit/Credit card payment and (iii) Using Internet banking.

The screenshot shows the PayUMoney payment gateway interface. It features a green header with the PayUMoney logo and a back arrow. Below the header is a green button labeled 'Login to PayUMoney'. Underneath, the text 'OR' is displayed, followed by 'Select Payment Mode'. Two options are listed: 'Credit/Debit Card' and 'Netbanking', each with a right-pointing arrow. At the bottom, there are logos for MasterCard SecureCode, Verified by VISA, SECURED BY PayU, and SafeKey. The footer contains the copyright notice: © 2017 PayUMoney. All rights reserved.

Note: While doing the payment please enter your email id and Mobile number for Notification purpose.



Step 6: After payment, Student can check the transaction status and Transaction id.



Finally, application submitted successfully.